



COMUNICATO STAMPA

Relazioni con i Media

T +39 06 8305 5699
ufficiostampa@enel.com

enel.com

Investor Relations

T +39 06 8305 7975
investor.relations@enel.com

enel.com

ENEL PUBBLICA IL REPORT SUI DATI OPERATIVI DI GRUPPO DEL PRIMO TRIMESTRE 2021

Roma, 22 aprile 2021 – Enel S.p.A. (“Enel”) ha pubblicato il “*Quarterly Bulletin*” (“*Report*”) contenente i dati operativi del Gruppo del primo trimestre dell’anno 2021.

Il *Report*, pubblicato in anticipo rispetto all’approvazione da parte del Consiglio di Amministrazione di Enel e alla divulgazione dei dati economico-finanziari contenuti nei documenti contabili periodici, si pone l’obiettivo di rafforzare ulteriormente la trasparenza del Gruppo nei confronti della comunità finanziaria, in linea con le *best practice* dei mercati più evoluti.

Il *Report*, allegato al presente comunicato stampa, è a disposizione del pubblico presso la sede sociale, sul sito internet di Enel (www.enel.com), e – unitamente al presente comunicato – presso il meccanismo di stoccaggio autorizzato “eMarket Storage” (www.emarketstorage.com).

First Quarter



Quarterly Bulletin

Quarterly bulletin

Operating data Q1 2021



Index

1. Global Power Generation



2. Global Infrastructure & Networks



3. Retail



4. Disclaimer

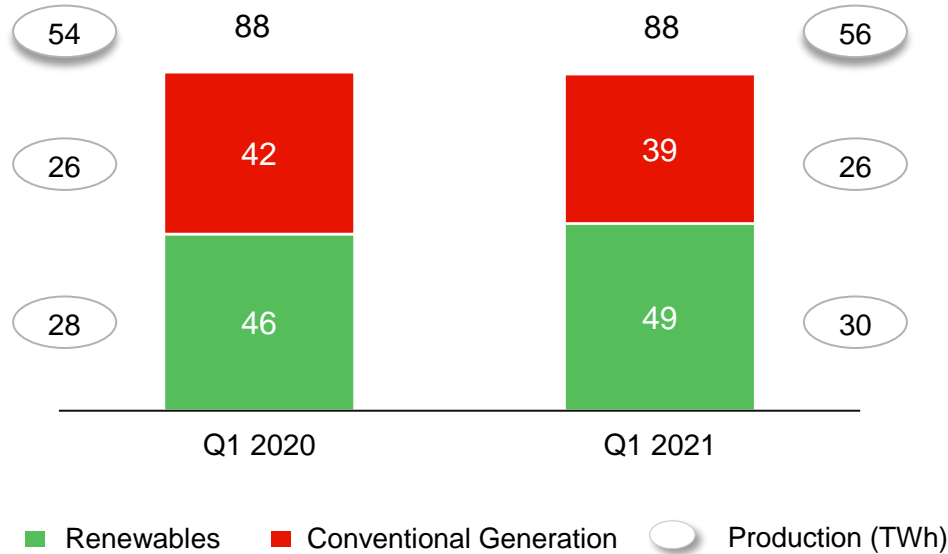




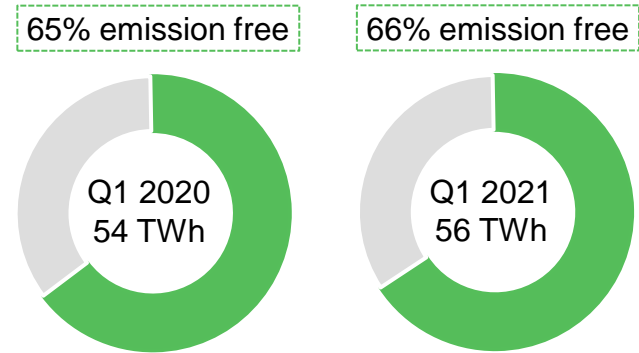
Global Power Generation

Operating data Q1 2021

Installed capacity (GW) and production evolution¹



Emission free share of production^{1,2}



1. Rounded figures. Includes capacity and production from renewable managed assets.
 2. Considers nuclear + renewable (consolidated & managed).



Global Power Generation

Installed capacity & production at Group level

Installed capacity (MW)

Group	Q1 2021	% Weight	Q1 2020	% Weight	Δ yoy	2021 Add. Cap.
Hydro	27,826	33.0%	27,832	32.8%	0.0%	11
Wind	12,513	14.8%	10,508	12.4%	19.1%	143
Solar & Others	4,260	5.0%	3,294	3.9%	29.3%	357
Geothermal	882	1.0%	878	1.0%	0.4%	-
Total Renewables	45,480	53.9%	42,512	50.2%	7.0%	511
Nuclear	3,328	3.9%	3,318	3.9%	0.3%	-
Coal	8,893	10.5%	11,695	13.8%	-24.0%	1
CCGT	15,007	17.8%	15,004	17.7%	0.0%	-
Oil & Gas	11,711	13.9%	12,213	14.4%	-4.1%	-
Total Conventional Generation	38,939	46.1%	42,230	49.8%	-7.8%	1
Total consolidated capacity	84,419	100%	84,742	100%	-0.4%	512
Managed capacity	3,325		3,524		-5.6%	
Total installed capacity	87,744		88,265		-0.6%	

Production (GWh)

Group	Q1 2021	% Weight	Q1 2020	% Weight	Δ yoy	Quarter prod.
Hydro	15,337	28.6%	15,224	29.6%	0.7%	15,337
Wind	9,097	16.9%	7,419	14.4%	22.6%	9,097
Solar & Others	1,662	3.1%	1,253	2.4%	32.6%	1,662
Geothermal	1,511	2.8%	1,583	3.1%	-4.5%	1,511
Total Renewables	27,608	51.4%	25,479	49.5%	8.4%	27,608
Nuclear	6,909	12.9%	7,201	14.0%	-4.1%	6,909
Coal	3,032	5.6%	2,837	5.5%	6.9%	3,032
CCGT	10,834	20.2%	11,241	21.9%	-3.6%	10,834
Oil & Gas	5,304	9.9%	4,677	9.1%	13.4%	5,304
Total Conventional Generation	26,079	48.6%	25,956	50.5%	0.5%	26,079
Total consolidated production	53,687	100%	51,434	100%	4.4%	53,687
Managed production	2,466		2,473		-0.3%	
Total production	56,153		53,908		4.2%	



Global Power Generation

Consolidated capacity & production – Italy

Installed capacity (MW)

Italy	Q1 2021	% Weight	Q1 2020	% Weight	Δ yoy	2021 Add. Cap.
Hydro	12,424	47.0%	12,408	45.1%	0.1%	11
Wind	771	2.9%	772	2.8%	-0.1%	-
Solar & Others	29	0.1%	28	0.1%	1.8%	-
Geothermal	769	2.9%	766	2.8%	0.5%	-
Total Renewables	13,994	53.0%	13,974	50.8%	0.1%	11
Coal	5,583	21.1%	6,206	22.6%	-10.0%	-
CCGT	4,583	17.4%	4,583	16.7%	0.0%	-
Oil & Gas	2,248	8.5%	2,739	10.0%	-17.9%	-
Total Conventional Generation	12,414	47.0%	13,528	49.2%	-8.2%	-
Total	26,408	100%	27,502	100%	-4.0%	11

Production (GWh)

Italy	Q1 2021	% Weight	Q1 2020	% Weight	Δ yoy	Quarter prod.
Hydro	4,233	40.2%	3,478	38.3%	21.7%	4,233
Wind	407	3.9%	410	4.5%	-0.7%	407
Solar & Others	15	0.1%	14	0.2%	7.5%	15
Geothermal	1,355	12.9%	1,436	15.8%	-5.6%	1,355
Total Renewables	6,011	57.0%	5,338	58.8%	12.6%	6,011
Coal	2,164	20.5%	1,849	20.4%	17.0%	2,164
CCGT	2,281	21.6%	1,846	20.3%	23.5%	2,281
Oil & Gas	84	0.8%	47	0.5%	78.2%	84
Total Conventional Generation	4,528	43.0%	3,742	41.2%	21.0%	4,528
Total	10,538	100%	9,080	100%	16.1%	10,538



Global Power Generation

Consolidated capacity & production – Iberia

Installed capacity (MW)

Iberia	Q1 2021	% Weight	Q1 2020	% Weight	Δ yoy	2021 Add. Cap.
Hydro	4,748	21.9%	4,748	20.4%	0.0%	0
Wind	2,422	11.2%	2,291	9.8%	5.7%	-
Solar & Others	610	2.8%	352	1.5%	73.3%	1
Total Renewables	7,780	35.9%	7,391	31.7%	5.3%	1
Nuclear	3,328	15.4%	3,318	14.2%	0.3%	-
Coal	2,764	12.8%	4,825	20.7%	-42.7%	-
CCGT	5,445	25.1%	5,445	23.4%	0.0%	-
Oil & Gas	2,334	10.8%	2,334	10.0%	0.0%	-
Total Conventional Generation	13,871	64.1%	15,922	68.3%	-12.9%	-
Total	21,651	100%	23,313	100%	-7.1%	1

Production (GWh)

Iberia	Q1 2021	% Weight	Q1 2020	% Weight	Δ yoy	Quarter prod.
Hydro	2,356	15.9%	2,249	14.9%	4.8%	2,356
Wind	1,854	12.5%	1,398	9.2%	32.7%	1,854
Solar & Others	149	1.0%	90	0.6%	65.7%	149
Total Renewables	4,360	29.5%	3,737	24.7%	16.7%	4,360
Nuclear	6,909	46.7%	7,201	47.6%	-4.1%	6,909
Coal	213	1.4%	348	2.3%	-38.9%	213
CCGT	2,352	15.9%	2,705	17.9%	-13.0%	2,352
Oil & Gas	967	6.5%	1,153	7.6%	-16.1%	967
Total Conventional Generation	10,441	70.5%	11,406	75.3%	-8.5%	10,441
Total	14,800	100%	15,143	100.0%	-2.3%	14,800



Global Power Generation

Consolidated capacity & production – Latin America

Installed capacity (MW)

Latin America	Q1 2021	% Weight	Q1 2020	% Weight	Δ yoy	2021 Add. Cap.
Hydro	10,582	47.7%	10,579	49.5%	0.0%	-
Wind	2,272	10.3%	1,556	7.3%	46.0%	143
Solar & Others	1,876	8.5%	1,665	7.8%	12.7%	75
Geothermal	41	0.2%	41	0.2%	0.0%	-
Total Renewables	14,772	66.6%	13,841	64.8%	6.7%	218
Coal	546	2.5%	664	3.1%	-17.8%	1
CCGT	4,165	18.8%	4,168	19.5%	-0.1%	-
Oil & Gas	2,683	12.1%	2,693	12.6%	-0.4%	-
Total Conventional Generation	7,394	33.4%	7,525	35.2%	-1.7%	1
Total	22,165	100.0%	21,366	100%	3.7%	219

Production (GWh)

Latin America	Q1 2021	% Weight	Q1 2020	% Weight	Δ yoy	Quarter prod.
Hydro	8,693	51.8%	9,442	54.7%	-7.9%	8,693
Wind	1,663	9.9%	1,040	6.0%	59.8%	1,663
Solar & Others	778	4.6%	708	4.1%	9.9%	778
Geothermal	62	0.4%	55	0.3%	14.3%	62
Total Renewables	11,196	66.7%	11,245	65.1%	-0.4%	11,196
Coal	656	3.9%	640	3.7%	2.5%	656
CCGT	4,530	27.0%	5,026	29.1%	-9.9%	4,530
Oil & Gas	411	2.4%	365	2.1%	12.7%	411
Total Conventional Generation	5,597	33.3%	6,031	34.9%	-7.2%	5,597
Total	16,793	100.0%	17,275	100.0%	-2.8%	16,793



Global Power Generation

Consolidated capacity & production – Rest of Europe

Installed capacity (MW)	Rest of Europe	Q1 2021	% Weight	Q1 2020	% Weight	Δ yoy	2021 Add. Cap.
	Hydro	19	0.3%	19	0.3%	0.0%	-
	Wind	957	15.0%	895	14.2%	6.9%	-
	Solar & Others	130	2.0%	123	2.0%	5.3%	6
	Total Renewables	1,105	17.4%	1,037	16.5%	6.6%	6
	CCGT	814	12.8%	809	12.9%	0.6%	-
	Oil & Gas	4,447	69.9%	4,447	70.7%	0.0%	-
	Total Conventional Generation	5,260	82.6%	5,255	83.5%	0.1%	-
	Total	6,366	100%	6,293	100%	1.2%	6

Production (GWh)	Rest of Europe	Q1 2021	% Weight	Q1 2020	% Weight	Δ yoy	Quarter prod.
	Hydro	22	0.4%	10	0.2%	119.6%	22
	Wind	603	9.8%	620	11.4%	-2.7%	603
	Solar & Others	31	0.5%	33	0.6%	-4.0%	31
	Total Renewables	656	10.6%	662	12.2%	-0.9%	656
	CCGT	1,672	27.1%	1,664	30.6%	0.5%	1,672
	Oil & Gas	3,842	62.3%	3,113	57.2%	23.4%	3,842
	Total Conventional Generation	5,513	89.4%	4,777	87.8%	15.4%	5,513
	Total	6,170	100%	5,439	100%	13.4%	6,170



Global Power Generation

Consolidated capacity & production – Rest of the World

Installed capacity (MW)

North America	Q1 2021	% Weight	Q1 2020	% Weight	Δ yoy	2021 Add. Cap.
Hydro	53	0.8%	77	1.4%	-31.9%	-
Wind	5,572	83.9%	4,576	83.3%	21.8%	-
Solar & Others	948	14.3%	768	14.0%	23.4%	-
Geothermal	72	1.1%	72	1.3%	0.0%	-
Total	6,643	100%	5,492	100%	21.0%	-

Africa, Asia & Oceania	Q1 2021	% Weight	Q1 2020	% Weight	Δ yoy	2021 Add. Cap.
Wind	519	43.8%	418	53.9%	24.1%	-
Solar & Others	667	56.2%	357	46.1%	86.6%	275
Total	1,186	100%	776	100%	52.9%	275

Production (GWh)

North America	Q1 2021	% Weight	Q1 2020	% Weight	Δ yoy	Quarter prod.
Hydro	33	0.7%	45	1.1%	-27.3%	33
Wind	4,320	89.6%	3,748	90.7%	15.3%	4,320
Solar & Others	376	7.8%	246	6.0%	53.0%	376
Geothermal	93	1.9%	92	2%	1.6%	93
Total	4,823	100%	4,131	100%	16.7%	4,823

Africa, Asia & Oceania	Q1 2021	% Weight	Q1 2020	% Weight	Δ yoy	Quarter prod.
Wind	250	44.4%	203	55.5%	23.0%	250
Solar & Others	313	55.6%	163	44.5%	91.6%	313
Total	563	100%	367	100%	53.5%	563

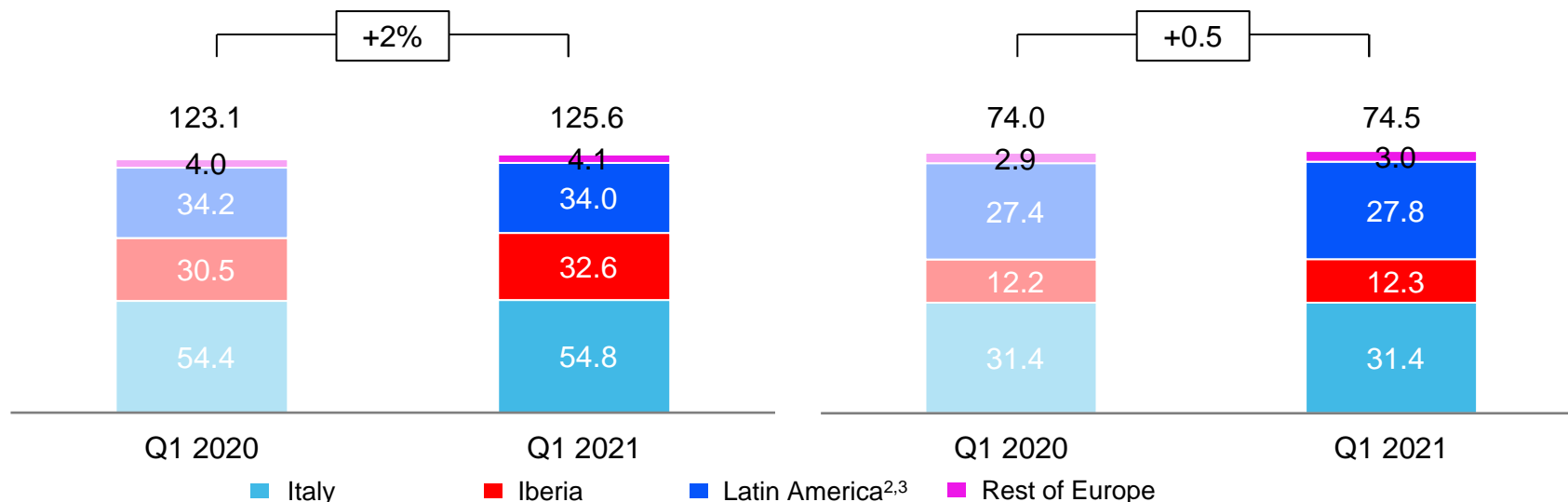


Global Infrastructure & Networks

Operating data Q1 2021

Electricity distributed (TWh)¹

End users (mn)¹



1. 2020 restated figures

2. Latin America breakdown – Q1 2021: Argentina 4 TWh, Brazil: 20.5 TWh, Chile: 4 TWh, Colombia: 3.5 TWh and Peru: 2 TWh. Q1 2020: Argentina: 4.3 TWh, Brazil: 20.2 TWh, Chile: 4.1 TWh, Colombia: 3.6 TWh and Peru: 2 TWh.

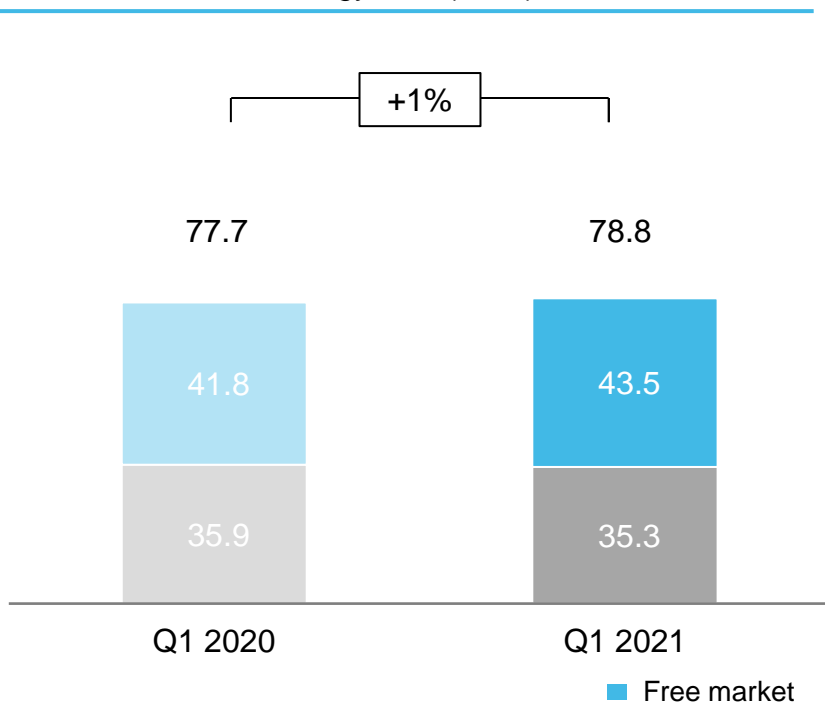
3. Latin America breakdown – Q1 2021: Argentina 2.5 mn, Brazil: 18.1 mn, Chile: 2.0 mn, Colombia: 3.6 mn and Peru: 1.5 mn. Q1 2020: Argentina: 2.5 mn, Brazil: 17.9 mn, Chile: 2.0 mn, Colombia: 3.6 mn and Peru: 1.4 mn.



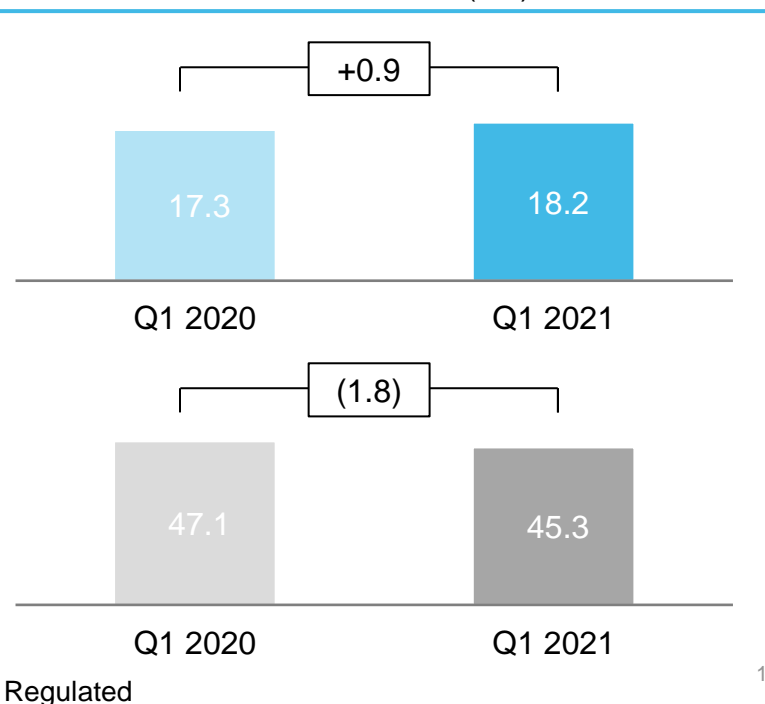
Retail at Group level

Operating data Q1 2021

Energy sold (TWh)



Power customers (mn)

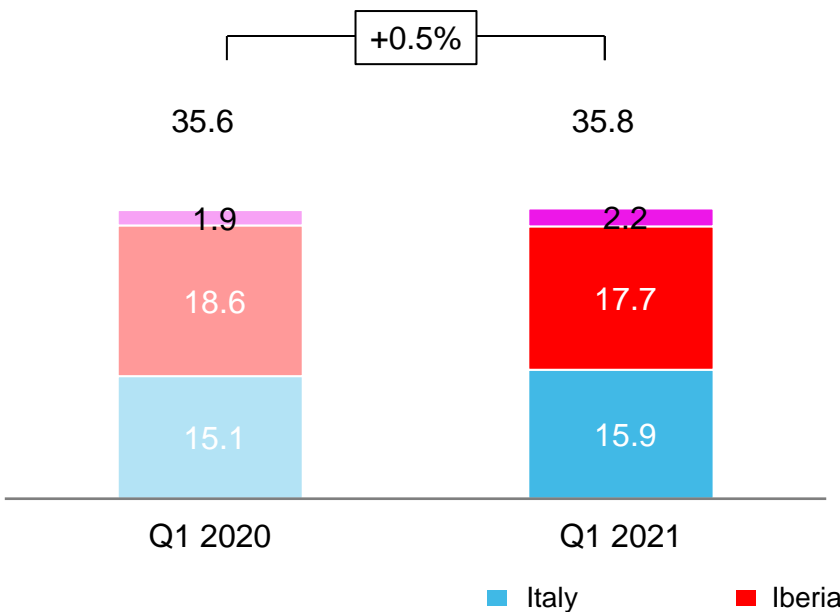




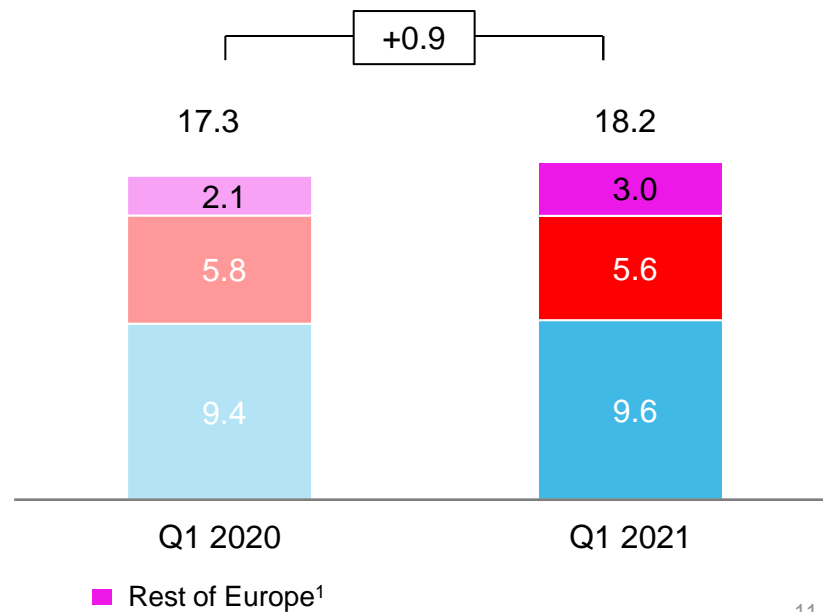
Retail – Free power markets, Europe

Operating data Q1 2021

Energy sold (TWh)



Power customers (mn)



1. Market liberalization in Romania

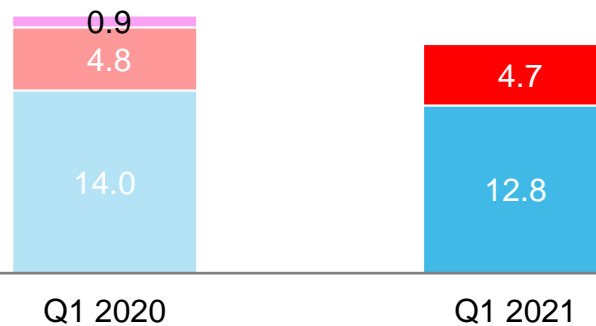
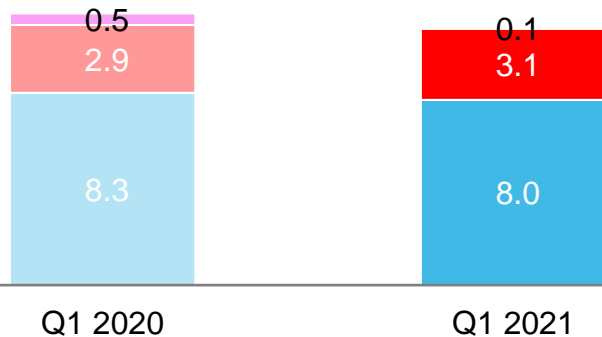
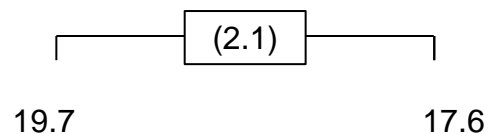
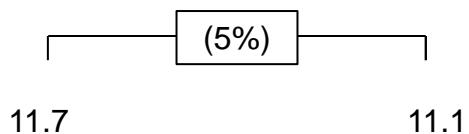


Retail – Regulated power markets, Europe

Operating data Q1 2021

Energy sold (TWh)

Power customers (mn)



■ Italy ■ Iberia ■ Rest of Europe¹

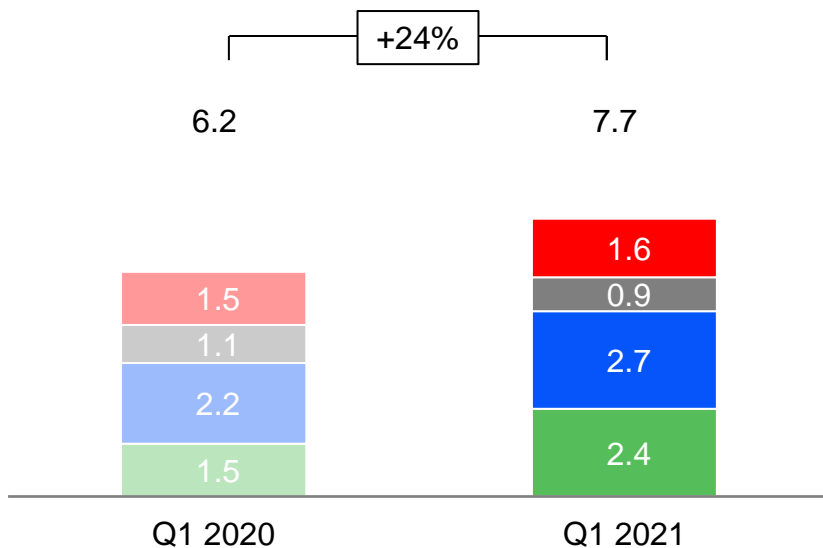
1. Market liberalization in Romania



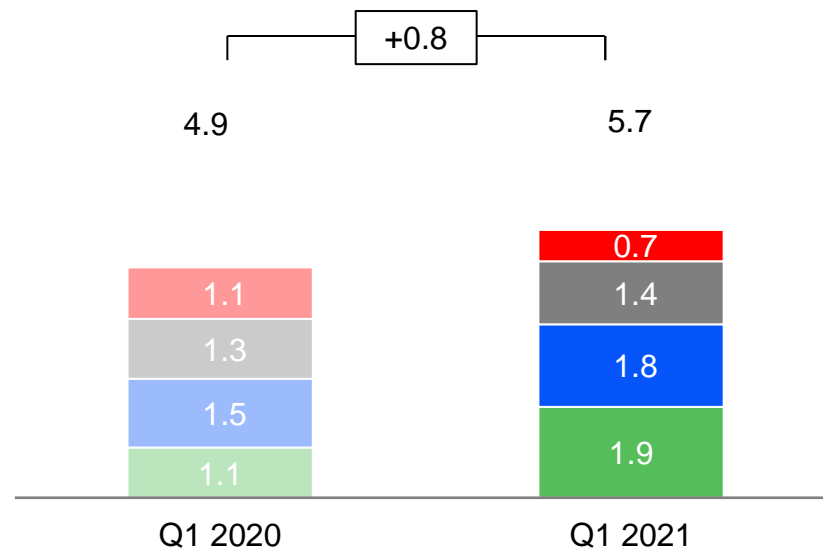
Retail – Free power markets, Latin America

Operating data Q1 2021

Energy sold (TWh)



Power customers (000')



■ Brazil
 ■ Chile
 ■ Colombia
 ■ Peru

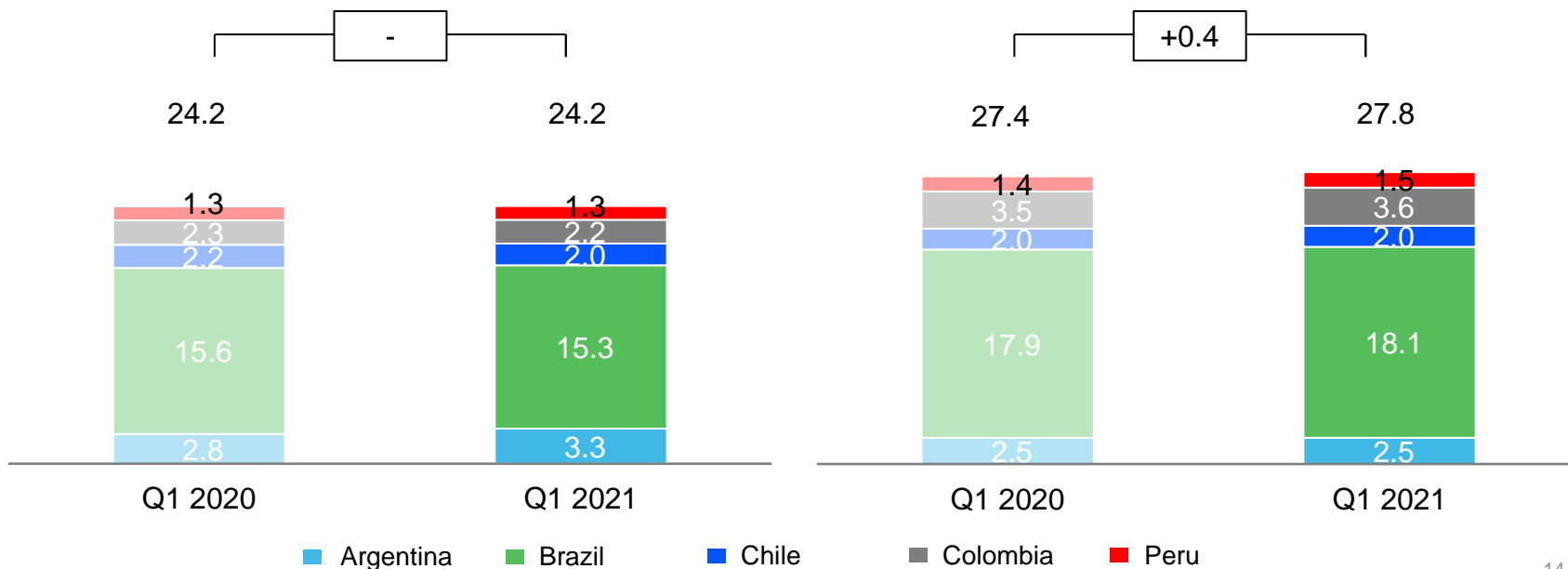


Retail – Regulated power markets, Latin America

Operating data Q1 2021

Energy sold (TWh)

Power customers (mn)






Retail – Gas market

Operating data Q1 2021

Gas sold (bmc)¹

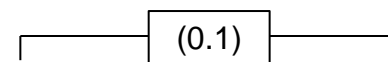


Q1 2020



Q1 2021

Gas customers (mn)²



Q1 2020



Q1 2021

1. Q1 2021: Italy: 2.0 bmc, Iberia: 1.6 bmc, Rest of Europe 0.05 bmc, Latin America 0.04 bmc; Q1 2020: Italy: 2.1 bmc, Iberia: 1.6 bmc, Rest of Europe 0.04 bmc, Latin America 0.04 bmc.

2. Q1 2021: Italy: 4.1 mn, Iberia: 1.7 mn, Rest of Europe 0.07 mn; Q1 2020: Italy: 4.2 mn, Iberia: 1.7 mn, Rest of Europe 0.05 mn.

Disclaimer



The information contained in this presentation does not purport to be comprehensive and has not been independently verified by any independent third party.

This presentation does not constitute a recommendation regarding the securities of the Company. This presentation does not contain an offer to sell or a solicitation of any offer to buy any securities issued by Enel S.p.A. or any of its subsidiaries.

Quarterly bulletin Q1 2021

Contact us



Monica Girardi

Head of Group Investor Relations

Investor Relations team

Federico Baroncelli

Serena Carioti

Federica Dori

Matteo Marengon

Federica Pozzi

Fabrizio Ragnacci

Noemi Tomassi

Emanuele Toppi



Contacts

Email investor.relations@enel.com

Phone +39 06 8305 7975

Investor Relations App



iOS



Android



Channels



Website
Enel.com